

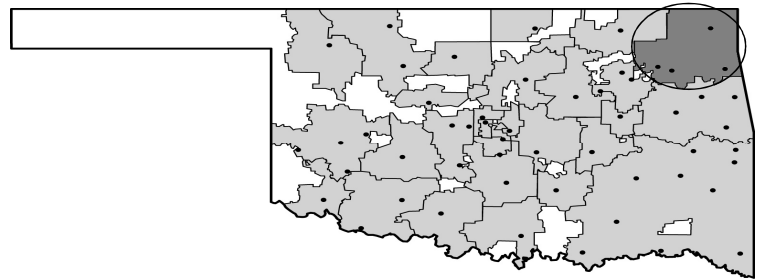
NORTHEAST OKLAHOMA TECHNOLOGY CENTER PROFILE

Oklahoma's CareerTech Districts: Northeast Technology Center

483 Airport Road, P.O. Box 487
Pryor, Oklahoma 74362-0487
(918) 825-7040

Mr. Fred Probis, Superintendent

www.netech.edu



DISTRICT OVERVIEW

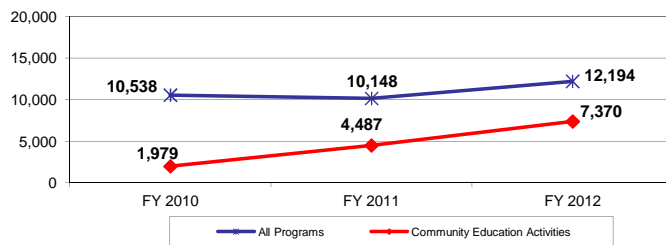
Demographic Data ³ (FY 12)

	Technology Center District Enrollment	Technology Centers Statewide Average
Caucasian	70.6%	72.1%
African American	1.1%	7.6%
Asian	0.8%	1.1%
Hispanic	3.4%	7.5%
American Indian	21.5%	10.5%
Two or More Races	2.5%	1.1%
Highest Educational Level for Adults Age 25+		
College Degree	19.5%	25.9%
H.S. Diploma w/o College Degree	76.5%	69.0%
Less than 12th Grade Education	4.0%	5.0%
Economically Disadvantaged Full-Time Secondary Students	41.0%	35.4%

Cost Per Student ² (FY 12)

	Technology Center District	Statewide
Average Cost Per FTE Enrollment in Career Majors	\$7,465	\$8,298
Average Cost Per Enrollment in Bus. & Industry Programs	\$140	\$106

Total Enrollment (FY 12) ³



District Population & Partner Schools ^{1 & 3}

District population is 195,255 based on 2010 census data. School districts served include Adair, Afton, Bluejacket, Chelsea, Chouteau-Mazie, Claremore, Cleora, Colcord, *Collinsville, Commerce, Fairland, Foyil, Grove, Inola, Jay, Justus-Tiawah, *Kansas, Kenwood, *Ketchum, Leach, Locust Grove, Miami, *Moseley, Oaks-Mission, Oologah-Talala, Osage, *Owasso, Pryor, Quapaw, Salina, Sequoyah, *Spavinaw, *Turkey Ford, Verdigris, Vinita, Welch, White Oak, Wickliffe and Wyandotte.

*Only portions of these school districts are members of the technology center district.

Financial Data ² (FY 12)

	Technology Center District	Technology Center %	Statewide %
REVENUE			
General Fund Revenue			
Revenue			
Local Funds	\$15,194,210	73.6%	68.7%
Local Ad Valorem	\$14,161,414	93.2%	84.0%
Adult Tuition	\$793,451	5.2%	10.2%
Local Other	\$239,345	1.6%	5.8%
State Funds	\$3,407,008	16.5%	24.9%
Federal Funds	\$2,048,554	9.9%	6.4%
Total General Fund Revenue	\$20,649,772	100.0%	100.0%
Building Fund Revenue			
Total Local Revenue	\$1,473,670	99.9%	
Local Taxes	\$1,374,529	93.3%	
Local Other Sources	\$99,141	6.7%	
State	\$984	0.1%	
Federal	\$0	0.0%	
Total Building Fund Revenue	\$1,474,654	100.0%	
TOTAL REVENUE:		\$22,124,426	
General and Building Fund Expenditures			
Classroom Activity & Instructional Support	\$9,209,397	62.9%	61.3%
Guidance & Counseling	\$787,918	5.4%	5.2%
General Administration	\$450,375	3.1%	2.5%
General Support	\$1,266,565	8.6%	12.6%
Student Transportation	\$631,523	4.3%	3.0%
Operation of Plant	\$2,303,579	15.7%	15.1%
Other Services	\$0	0.0%	0.3%
Subtotal:	\$14,649,357	100.0%	100.0%
Additional Expenditures			
Capital Outlay	\$6,567,258		
Student Financial Aid	\$1,046,434		
Other Expenditures	\$1,378,499		
Subtotal:	\$8,992,191		
TOTAL EXPENDITURES:		\$23,641,548	

Definitions of all terms can be found in the glossary at the beginning of this document.

Data provided by the following sources:

¹ Office of Accountability, State of Oklahoma

² Oklahoma Department of Career and Technology Education, Technology Center Services Division

³ Oklahoma Department of Career and Technology Education, Information Management Division

⁴ Oklahoma Department of Education

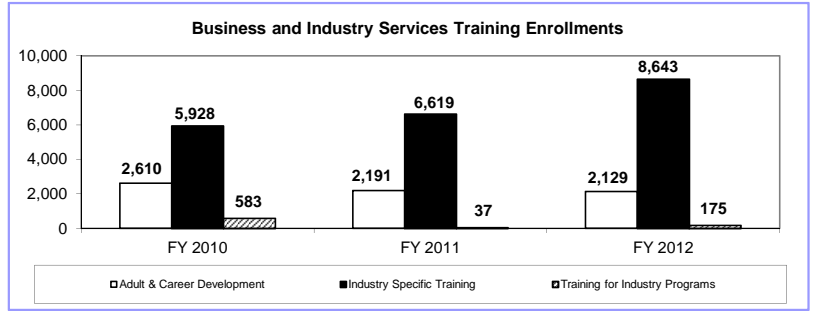
⁵ Technology Center

NORTHEAST OKLAHOMA TECHNOLOGY CENTER PROFILE

BUSINESS AND INDUSTRY SERVICES TRAINING³

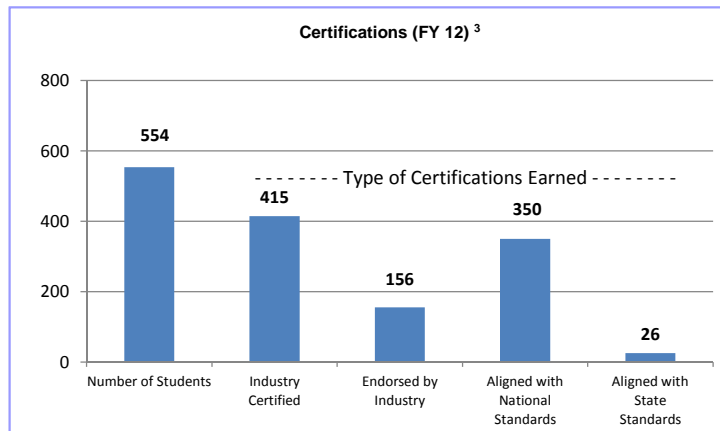
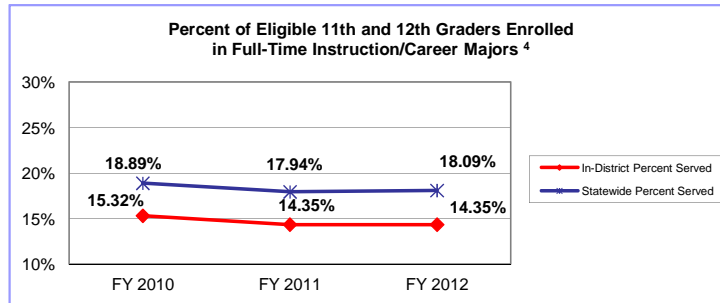
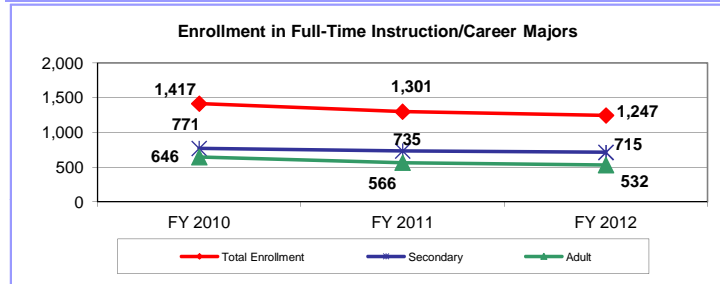
Business and Industry Services Course Statistics		
Program Type (FY 12)	Number of Classes	Hours of Training
Adult and Career Development	267	9,841
Industry Specific Training	752	4,678
Training for Industry Programs	31	116
Total All Programs	1,050	14,635

Total Adjunct Instructors:	195	
Total Businesses & Industries Served:	269	



FULL-TIME INSTRUCTION AND CAREER MAJORS (FY 12)³

Instructors (FY 12) ²	
Career Major Instructors	50
National Board Certified Instructors	0
Average Annual Salary for Instructors (base salary):	
10 month contract:	\$53,023
11 month contract:	\$0
12 month contract:	\$64,098



Career Major Outcomes - Completion/Retention FY 12 ³			
Technology Center			
Completion Status:	Secondary	Adult	All Students
Retained/Completers	87%	91%	88%
Transfers	12%	3%	8%
Leavers	2%	7%	4%

Technology Centers - Statewide			
	Secondary	Adult	All Students
Retained/Completers	83%	87%	85%
Transfers	14%	3%	9%
Leavers	3%	10%	6%

Career Major Outcomes - Placement FY 12 ³			
Technology Center			
Placement Status:	Secondary	Adult	All Students
Total Positive Placement	95%	93%	94%
Military	2%	2%	2%
Employed Related	39%	72%	55%
Employed Not Related	3%	5%	4%
Continuing Education	52%	14%	34%
Unemployed Seeking	3%	4%	3%
Not in Labor Force	2%	3%	2%

Technology Centers - Statewide			
Placement Status:	Secondary	Adult	All Students
Total Positive Placement	95%	90%	93%
Military	3%	1%	2%
Employed Related	26%	66%	44%
Employed Not Related	5%	7%	6%
Continuing Education	61%	16%	41%
Unemployed Seeking	3%	6%	4%
Not in Labor Force	2%	4%	3%

PROJECTS AND UNIQUE ATTRIBUTES⁵

Northeast Technology Center (NTC) serves all or parts of eight counties in northeast Oklahoma. The district covers 3,500 square miles and serves over 18,000 patrons annually. NTC has campuses in Afton, Claremore, Kansas, and Pryor.

NTC's BIS team boasts a fleet of mobile training trailers customized for Industrial Maintenance Training, Hazardous Materials and Confined Space Training, Fire Safety Training, Construction & General Industry Safety Training (debuting 2013), and CPR / First Aid Training (also 2013).

NTC's Afton Campus houses the Marine Power Technology program, a regional center of the Oklahoma School of Science and Mathematics (OSSM), and a live-burn training facility. NTC's Pryor campus recently opened a new Welding and Diesel shop, while the Claremore campus boasts the "Roy Clark Music School." The Kansas campus offers a specialized pre-nursing track offered through Adult Ed.

Definitions of all terms can be found in the glossary at the beginning of this document.

Data provided by the following sources:

¹ Office of Accountability, State of Oklahoma

² Oklahoma Department of Career and Technology Education, Technology Center Services Division

³ Oklahoma Department of Career and Technology Education, Information Management Division

⁴ Oklahoma Department of Education

⁵ Technology Center